



GLASGOW 2014
XX COMMONWEALTH GAMES

Barry Buddon Shooting Centre

SAT 26 JUL 2014
Start Time 12:00

Shooting

10m Air Pistol Men

Finals



Final Results

Rank	Bib No	Name	CGA Code	1st Comp. Stage		2nd Competition Stage - Elimination						Total	Remarks	
1	1031	REPACHOLI Daniel	AUS	29.4	59.7	80.8	99.6	119.9	138.8	159.6	179.8	199.5	199.5	FGR
				10.5	10.8	10.4	10.0	10.5	9.1	10.3	10.2	9.3		
				9.2	10.8	10.7	8.8	9.8	9.8	10.5	10.0	10.4		
				9.7	8.7									
2	1240	NANJAPPA Prakash	IND	29.7	60.4	80.8	100.9	118.6	138.0	156.8	178.4	198.2	198.2	
				10.7	10.5	10.5	10.0	10.0	10.3	9.2	10.9	9.3		
				9.0	10.1	9.9	10.1	7.7	9.1	9.6	10.7	10.5		
				10.0	10.1									
3	1136	GAULT Michael	ENG	29.7	59.2	77.9	98.9	119.7	137.4	156.2	176.5	176.5	176.5	
				9.6	10.2	9.8	10.7	10.2	10.5	9.6	10.0			
				9.5	10.2	8.9	10.3	10.6	7.2	9.2	10.3			
				10.6	9.1									
4	1326	CHEW Eddy	MAS	29.2	58.7	78.5	98.9	117.3	137.5	154.0	176.5	154.0	154.0	
				9.9	9.8	10.8	9.8	8.3	9.3	8.9				
				9.8	10.1	9.0	10.6	10.1	10.9	7.6				
				9.5	9.6									
5	1140	NANGLE Stewart	ENG	28.1	57.3	78.0	96.9	116.0	135.9	154.0	176.5	135.9	135.9	
				9.4	10.0	10.3	9.8	9.1	10.1					
				9.6	10.1	10.4	9.1	10.0	9.8					
				9.1	9.1									
6	1458	AKHTAR MS	PAK	31.8	59.9	80.0	97.0	115.4	135.9	154.0	176.5	115.4	115.4	
				10.4	10.0	10.4	8.8	8.7						
				10.6	10.1	9.7	8.2	9.7						
				10.8	8.0									
7	1327	WONG Johnathan	MAS	29.0	57.7	75.9	94.3	115.4	135.9	154.0	176.5	94.3	94.3	
				9.9	9.8	8.8	9.0							
				9.4	9.6	9.4	9.4							
				9.7	9.3									
8	1457	AHMED Uzair	PAK	20.5	49.6	69.0	94.3	115.4	135.9	154.0	176.5	69.0	69.0	
				9.7	9.4	9.5								
				10.8	9.3	9.9								
				0.0	10.4									

LEGEND	
Bib No	Bib Number
FGR	Final Commonwealth Games Record





Results

(Qualification)	
GR 584 JUNG Samaresh	IND 22 MAR 2006 CG Melbourne, VIC (AUS)

Rank	Bib No	Name	CGA Code	Series						Total	Remarks
				1	2	3	4	5	6		
1	1240	NANJAPPA Prakash	IND	97	96	95	99	97	96	580-21x	
2	1140	NANGLE Stewart	ENG	93	97	96	97	97	98	578-17x	
3	1031	REPACHOLI Daniel	AUS	97	95	95	97	96	94	574-17x	
4	1458	AKHTAR Muhammad Shehzad	PAK	96	93	97	94	95	97	572-15x	
5	1136	GAULT Michael	ENG	93	94	94	97	96	95	569-18x	
6	1326	CHEW Eddy	MAS	95	94	98	97	94	91	569-16x	
7	1327	GUANJIE Johnathan Wong	MAS	96	95	92	95	95	96	569-13x	
8	1457	AHMED Uzair	PAK	96	92	96	95	95	95	569-10x	
9	1242	PRAKASH Om	IND	93	97	92	95	95	96	568-13x	
10	1527	FERNANDO Suranga	SRI	95	91	95	96	94	96	567-16x	
11	1504	GAI Bin	SIN	97	94	93	94	95	94	567-11x	
12	1556	DANIEL Roger	TTO	93	94	95	92	95	96	565-14x	
13	1485	OWEN David	SCO	93	95	95	93	95	92	563-11x	
14	1021	BLACKBURN Blake	AUS	95	90	92	95	96	94	562-16x	
15	1487	RITCHIE Alan	SCO	92	95	95	94	96	90	562-14x	
16	1506	LIM Swee Hon	SIN	96	92	92	96	95	91	562-13x	
17	1081	HARDING Allan	CAN	94	93	90	96	93	94	560-12x	
18	1382	ZHAO Ricky	NZL	94	94	90	94	96	91	559- 8x	
19	1555	ALLEN Rhodney	TTO	91	95	94	92	98	87	557- 8x	
20	1196	PATRON Jonathan	GIB	93	95	90	94	91	92	555-10x	
21	1060	CHASE Bernard	BAR	93	94	91	88	94	92	552-15x	
22	1531	SENANAYAKE EM	SRI	90	87	95	93	91	94	550-12x	
23	1192	BAGLIETTO Louis	GIB	86	92	90	95	92	91	546-11x	
24	1302	MADHAR Shaminderpal Singh	KEN	93	90	90	90	90	91	544- 5x	
25	1306	SHAH Shitul	KEN	89	93	93	92	88	84	539- 6x	
26	1062	SARGEANT Ronald Livingstone	BAR	92	87	89	86	91	87	532- 6x	
27	1163	MIDDLETON Nevin	FLK	92	92	86	89	81	83	523- 6x	
28	1432	CREEK Douglas	NFK	85	91	87	78	90	87	518- 5x	
29	1162	MIDDLETON Murray	FLK	83	82	82	80	87	84	498- 4x	
30	1431	COULTER Kevin	NFK	73	83	79	82	78	87	482- 4x	
	1400	ADOYI Elaochi	NGR								DNS
	1402	EFFIONG Samuel	NGR								DNS

NOTES

Please note that there are records equally achieved by several athletes. Only the first athlete to set the record is shown. Refer to the Records list in INFO.

LEGEND

Bib No	Bib Number	CG	Commonwealth Games	DNS	Did not Start
GR	Commonwealth Games Record	x	Inner Ten		



Final Results

Rank	Bib No	Name	CGA Code	1st Comp. Stage		2nd Competition Stage - Elimination						Total	Remarks	
1	1501	TEO Shun Xie	SIN	28.7	58.0	77.1	96.5	117.1	137.4	158.0	178.7	198.6	198.6	FGR
				10.2	10.4	10.2	9.7	10.3	9.9	10.2	10.7	9.9		
				8.8	10.0	8.9	9.7	10.3	10.4	10.4	10.0	10.0		
				9.7	8.9									
2	1221	GOEL Malaika	IND	30.9	61.7	80.5	99.1	118.9	138.4	158.5	177.9	197.1	197.1	
				10.0	9.9	8.8	10.0	9.7	9.5	10.1	9.2	9.2		
				10.6	10.6	10.0	8.6	10.1	10.0	10.0	10.2	10.0		
				10.3	10.3									
3	1077	LUDWIG Dorothy	CAN	30.8	60.1	78.3	97.6	118.2	139.1	159.0	177.2	177.2	177.2	
				10.1	10.1	8.7	9.6	10.4	10.6	10.1	9.2			
				10.7	8.8	9.5	9.7	10.2	10.3	9.8	9.0			
				10.0	10.4									
4	1019	YAUHLEUSKAYA Lalita	AUS	28.5	57.9	78.6	98.1	119.0	138.7	157.7	157.7	157.7	157.7	
				10.5	9.6	10.2	9.1	10.2	10.0		9.1			
				8.4	9.9	10.5	10.4	10.7	9.7	9.9				
				9.6	9.9									
5	1076	KIEJKO Lynda	CAN	29.5	58.4	78.2	98.8	116.6	134.6	134.6	134.6	134.6	134.6	
				9.3	9.6	10.3	10.1	9.0	9.5					
				10.2	9.4	9.5	10.5	8.8	8.5					
				10.0	9.9									
6	1584	KENNERLEY Coral	WAL	28.2	56.7	76.5	96.5	115.3	115.3	115.3	115.3	115.3	115.3	
				10.3	8.9	10.0	9.7	9.5						
				8.6	9.6	9.8	10.3	9.3						
				9.3	10.0									
7	1227	SIDHU Heena	IND	29.4	59.3	77.7	95.8	95.8	95.8	95.8	95.8	95.8	95.8	
				9.5	9.8	9.0	8.5							
				9.5	10.6	9.4	9.6							
				10.4	9.5									
8	1046	ASHA Armin	BAN	29.1	56.5	75.9	75.9	75.9	75.9	75.9	75.9	75.9	75.9	
				10.4	9.4	9.6								
				8.9	9.3	9.8								
				9.8	8.7									

LEGEND	
Bib No	Bib Number
FGR	Final Commonwealth Games Record





Results

(Qualification)	
GR 386 ASPANDIYAROVA Dina	AUS 23 MAR 2006 CG Melbourne, VIC (AUS)

Rank	Bib No	Name	CGA Code	Series				Total	Remarks
				1	2	3	4		
1	1227	SIDHU Heena	IND	97	96	94	96	383-12x	
2	1019	YAUHLEUSKAYA Lalita	AUS	98	95	92	94	379-10x	
3	1076	KIEJKO Lynda	CAN	97	92	95	94	378- 9x	
4	1221	GOEL Malaika	IND	96	92	95	95	378- 6x	
5	1501	TEO Shun Xie	SIN	95	94	94	94	377-10x	
6	1046	ASHA Armin	BAN	96	91	96	93	376- 4x	
7	1584	KENNERLEY Coral	WAL	96	92	93	94	375-11x	
8	1077	LUDWIG Dorothy	CAN	92	95	95	93	375- 8x	
9	1316	ISMAIL Wahidah	MAS	94	94	93	94	375- 6x	
10	1047	FERDOUS Ardina	BAN	95	94	94	92	375- 3x	
11	1011	ESPOSITO Emily	AUS	96	92	91	94	373- 6x	
12	1317	LEE YEAN Joseline Cheah	MAS	93	95	92	93	373- 5x	
13	1358	BEZZINA Eleanor	MLT	92	96	93	92	373- 4x	
14	1285	HOLMES Nicola	JEY	94	92	92	94	372- 3x	
15	1456	FARHAN Mehwish	PAK	93	94	92	90	369- 8x	
16	1203	LAINÉ Tara	GGY	91	94	92	90	367- 6x	
17	1122	BUCKLEY Geraldine	ENG	95	93	91	87	366- 4x	
18	1129	MULLIN Victoria	ENG	94	92	92	87	365- 6x	
19	1522	ABEYMANNA Ruwini	SRI	91	92	90	92	365- 5x	
20	1580	BOURNER Shawnee	WAL	89	94	90	91	364- 7x	
21	1500	TAN Ling Chiao Nicole	SIN	86	90	91	95	362- 6x	
22	1525	KULATHUNGE Amali	SRI	86	91	92	87	356- 3x	
23	1204	TREBERT Nikki	GGY	86	89	86	93	354- 5x	
24	1474	BROWNLIE Caroline	SCO	75	88	92	96	351- 3x	
25	1109	PANTELI Irene	CYP	84	84	89	93	350- 5x	
26	1428	REEVES Denise	NFK	82	80	88	86	336- 2x	
27	1298	OWITI Linet Awuor	KEN	83	79	88	81	331- 3x	
28	1427	GRUNDY Jacqui	NFK	79	80	84	86	329- 0x	
	1455	ABBASI Tazeem Akhtar	PAK						DNS
	1393	OLABODE Yetunde	NGR						DNS

LEGEND			
Bib No	Bib Number	CG	Commonwealth Games
GR	Commonwealth Games Record	x	Inner Ten
		DNS	Did not Start



Final Results

Rank	Bib No	Name	CGA Code	1st Comp. Stage		2nd Competition Stage - Elimination						Total	Remarks	
1	1233	BINDRA Abhinav	IND	30.0	61.2	82.1	102.3	123.4	144.0	164.4	184.9	205.3	205.3	FGR
				10.4	10.2	10.3	10.5	10.6	10.1	10.3	10.5	9.8		
				9.9	10.6	10.6	9.7	10.5	10.5	10.1	10.0	10.6		
				9.7	10.4									
2	1050	BAKI Abdullah	BAN	29.4	59.8	80.5	100.7	121.9	142.3	162.9	182.4	202.1	202.1	
				10.3	9.7	9.9	10.2	10.6	10.1	10.6	10.0	9.6		
				9.4	10.0	10.8	10.0	10.6	10.3	10.0	9.5	10.1		
				9.7	10.7									
3	1143	RIVERS Daniel	ENG	30.0	61.1	81.5	101.6	121.8	142.5	162.4	182.4		182.4	SO
				10.2	10.4	9.8	9.8	10.0	10.3	9.8	9.5			
				10.3	10.4	10.6	10.3	10.2	10.4	10.1	10.5			
				9.5	10.3									
4	1236	KUMAR Ravi	IND	31.1	61.6	82.6	103.6	124.1	143.1	162.4			162.4	SO
				10.5	10.2	10.6	10.1	10.6	9.1	10.0				
				10.6	10.1	10.4	10.9	9.9	9.9	9.3				
				10.0	10.2									
5	1141	PARR Kenneth	ENG	30.8	60.7	80.6	101.0	120.9	140.3				140.3	
				10.6	9.4	9.5	10.3	10.6	9.0					
				10.3	10.3	10.4	10.1	9.3	10.4					
				9.9	10.2									
6	1333	NASIR KHAN Muhammad	MAS	28.5	59.1	79.8	99.6	119.7					119.7	
				8.8	9.7	10.3	10.1	10.6						
				10.1	10.4	10.4	9.7	9.5						
				9.6	10.5									
7	1587	BAMSEY Mike	WAL	30.7	59.5	79.0	98.2						98.2	
				10.0	9.4	9.1	9.6							
				10.7	10.3	10.4	9.6							
				10.0	9.1									
8	1033	SAMPSON Dane Kevin	AUS	29.0	58.6	77.8							77.8	
				9.1	9.2	9.9								
				9.7	10.5	9.3								
				10.2	9.9									

LEGEND				
Bib No	Bib Number	FGR	Final Commonwealth Games Record	SO Shooter eliminated by Shoot-off for tie





Results

Rank	Bib No	Name	CGA Code	Series						Total	Remarks
				1	2	3	4	5	6		
1	1143	RIVERS Daniel	ENG	104.2	103.5	102.0	104.6	105.9	103.4	623.6	GR
2	1141	PARR Kenneth	ENG	103.9	103.8	104.5	104.7	104.9	101.6	623.4	
3	1233	BINDRA Abhinav	IND	102.1	103.2	105.4	104.3	104.1	103.1	622.2	
4	1236	KUMAR Ravi	IND	102.3	104.3	103.9	103.8	103.6	102.7	620.6	
5	1050	BAKI Abdullah	BAN	103.4	104.8	103.3	104.0	102.5	102.0	620.0	
6	1587	BAMSEY Mike	WAL	102.7	102.5	102.4	104.1	103.9	102.1	617.7	
7	1033	SAMPSON Dane Kevin	AUS	102.1	100.9	104.3	101.1	102.6	102.9	613.9	
8	1333	NASIR KHAN Muhammad	MAS	102.4	102.2	101.5	103.0	102.4	101.9	613.4	
9	1460	FARID Zeeshan	PAK	100.7	102.8	104.0	100.9	103.7	101.1	613.2	
10	1032	ROSSITER Jack Thomas Venning	AUS	100.8	101.1	100.6	103.0	103.9	102.5	611.9	
11	1503	CHAN Keith	SIN	100.6	103.5	99.9	101.4	102.2	102.8	610.4	
12	1508	TAY Sean	SIN	99.9	101.8	100.8	103.1	103.5	100.6	609.7	
13	1329	JAAFAR Mohd Hadafi	MAS	98.8	100.2	101.5	102.0	101.1	103.7	607.3	
14	1290	TURNER David	JEY	101.4	100.1	101.7	102.6	100.8	100.3	606.9	
15	1052	MUNNA Md	BAN	100.0	100.0	101.3	102.1	102.8	99.1	605.3	
16	1541	HENRY Simon	SHN	97.4	98.4	101.7	98.1	100.3	100.9	596.8	
17	1532	SIRIWARDANA Chandana	SRI	101.4	98.6	98.7	99.4	98.6	98.8	595.5	
18	1530	SAMARAKOON Mangala	SRI	99.3	98.9	93.4	99.5	98.3	100.3	589.7	
19	1059	BEST Marlon	BAR	93.9	91.3	93.7	95.0	95.4	93.0	562.3	
	1398	ABOLARIN Sesan	NGR								DNS
	1403	ESUGO Okposo	NGR								DNS

LEGEND

Bib No Bib Number
x Inner Ten

DNS Did not Start

GR Commonwealth Games Record



Final Results

Rank	Bib No	Name	CGA Code	1st Comp. Stage		2nd Competition Stage - Elimination							Total	Remarks
1	1219	CHANDELA Apurvi	IND	31.4	63.2	84.0	104.6	126.1	146.2	165.9	186.3	206.7	206.7	FGR
				10.8	10.5	10.4	10.4	10.8	10.6	9.5	10.2	9.9		
				10.5	10.7	10.4	10.2	10.7	9.5	10.2	10.2	10.5		
				10.1	10.6									
2	1224	PAUL Ayonika	IND	30.2	60.8	81.4	102.4	122.7	144.3	164.1	184.8	204.9	204.9	
				9.9	10.3	10.1	10.2	10.3	10.7	9.6	10.3	10.2		
				10.0	10.1	10.5	10.8	10.0	10.9	10.2	10.4	9.9		
				10.3	10.2									
3	1318	MOHAMED TAIBI NS	MAS	30.1	62.3	82.6	103.2	123.4	144.0	163.6	184.4		184.4	
				10.7	10.9	10.1	10.3	10.2	10.1	10.0	10.3			
				9.7	10.8	10.2	10.3	10.0	10.5	9.6	10.5			
				9.7	10.5									
4	1499	SER Jasmine	SIN	31.1	61.8	82.2	103.5	122.9	143.8	163.2			163.2	
				10.1	10.2	10.5	10.5	10.0	10.7	9.7				
				10.8	10.5	9.9	10.8	9.4	10.2	9.7				
				10.2	10.0									
5	1502	VELOSO Martina	SIN	30.7	61.8	82.3	101.6	122.5	143.4				143.4	
				9.5	10.3	10.6	10.1	10.1	10.2					
				10.7	10.3	9.9	9.2	10.8	10.7					
				10.5	10.5									
6	1048	RATNA Sharmin	BAN	30.7	61.7	81.5	101.6	122.0					122.0	
				9.3	10.7	9.4	9.9	9.9						
				10.7	10.4	10.4	10.2	10.5						
				10.7	9.9									
7	1478	McINTOSH Jen	SCO	29.6	60.5	80.5	100.7						100.7	
				9.3	10.7	10.2	10.6							
				10.0	9.9	9.8	9.6							
				10.3	10.3									
8	1581	CORISH Jenny	WAL	30.1	58.0	79.1							79.1	
				10.8	9.2	10.8								
				9.4	9.0	10.3								
				9.9	9.7									

LEGEND	
Bib No	Bib Number
FGR	Final Commonwealth Games Record





Results

Rank	Bib No	Name	CGA Code	Series				Total	Remarks
				1	2	3	4		
1	1219	CHANDELA Apurvi	IND	105.1	103.5	101.8	105.2	415.6	GR
2	1502	VELOSO Martina	SIN	105.0	102.3	103.9	103.7	414.9	
3	1048	RATNA Sharmin	BAN	101.2	103.5	105.1	104.0	413.8	
4	1224	PAUL Ayonika	IND	102.1	103.4	104.1	103.6	413.2	
5	1499	SER Jasmine	SIN	104.4	103.5	101.7	103.5	413.1	
6	1478	McINTOSH Jen	SCO	101.8	104.3	103.6	102.4	412.1	
7	1318	MOHAMED TAIBI Nur Suryani	MAS	101.7	104.9	101.6	103.5	411.7	
8	1581	CORISH Jenny	WAL	102.7	100.8	103.1	104.8	411.4	
9	1075	FYFE Monica	CAN	101.9	103.9	101.9	103.7	411.4	
10	1049	SULTANA Syeda	BAN	101.8	102.7	102.9	103.4	410.8	
11	1106	CONSTANTINO Marilena	CYP	103.0	102.8	102.1	102.8	410.7	
12	1012	HENS Jennifer	AUS	102.7	99.5	104.0	103.4	409.6	
13	1312	ABDUL HALIM Nur Ayuni Farhana	MAS	101.4	101.3	102.4	103.2	408.3	
14	1007	ADAMS Emma	AUS	101.8	102.2	101.0	101.9	406.9	
15	1123	COX Sheree	ENG	101.5	102.4	102.9	100.0	406.8	
16	1133	SYKES Larissa	ENG	102.1	102.9	102.0	99.6	406.6	
17	1582	CORISH Sian	WAL	100.5	101.9	102.2	101.8	406.4	
18	1526	VASUDEVAN Praneetta	SRI	98.6	102.5	101.7	101.5	404.3	
19	1479	McINTOSH Seonaid	SCO	101.1	99.9	101.1	102.0	404.1	
20	1375	MACKENZIE Jenna	NZL	101.0	100.2	101.3	101.3	403.8	
21	1074	ARTHUR Aerial	CAN	102.0	100.7	100.6	99.8	403.1	
22	1524	GAMAGE Madushani	SRI	98.9	103.5	98.9	99.9	401.2	
23	1259	GLOVER Rachel	IOM	99.7	100.9	96.8	100.6	398.0	
24	1191	PIRI Stephanie	GIB	100.3	97.2	97.5	99.4	394.4	
25	1260	KERMODE Gemma	IOM	95.3	100.6	99.2	98.4	393.5	
26	1110	THEOFANOUS Fanoula	CYP	97.5	98.8	95.4	95.5	387.2	
	1390	EZIUZOR Adaeze	NGR						DNS
	1396	UTHO Caroline	NGR						DNS

LEGEND		DNS	GR
Bib No	Bib Number	Did not Start	Commonwealth Games Record
x	Inner Ten		



Results

2nd Competition Stage - Medal Matches

Rank	Bib No	Name	CGA Code		Total	Remarks
1	1225	SARNOBAT Rahi	IND	1 1 2 2 2	8	
2	1226	SAYYED Anisa	IND	1 1 0 0 0	2	
3	1019	YAUHLEUSKAYA Lalita	AUS	0 0 1 2 1 2 1 1 2	10	
4	1313	AZAHARI Alia Sazana	MAS	2 2 1 0 1 0 1 1 0	8	

1st Competition Stage - Semifinals

Rank	Bib No	Name	CGA Code	Series					Total	Remarks
	1225	SARNOBAT Rahi	IND	4	1	4	2	5	16	QG
	1226	SAYYED Anisa	IND	4	3	1	3	3	14	QG
	1313	AZAHARI Alia Sazana	MAS	3	1	2	3	4	13	S-off: 5 QB
	1019	YAUHLEUSKAYA Lalita	AUS	3	3	2	3	2	13	S-off: 4 QB
5	1501	TEO Shun Xie	SIN	3	1	2	4	3	13	S-off: 1
6	1008	CHAPMAN Hayley	AUS	1	3	2	3	3	12	
7	1314	CHIN Bibiana Ng Pei	MAS	2	2	2	4	1	11	
8	1122	BUCKLEY Geraldine	ENG	1	2	1	2	2	8	

LEGEND

Bib No Bib Number

QB Qualified for Bronze Medal Match

QG Qualified for Gold Medal Match

S-off Shoot-off



Results

(Qualification)

GR 587 YAUHLEUSKAYA Lalita AUS 3 AUG 2002 CG Manchester (ENG)

Rank	Bib No	Name	CGA Code	Stage	Series			Sub Total	Total	Remarks
					1	2	3			
1	1501	TEO Shun Xie	SIN	Precision	95	99	99	293	582-16x	
				Rapid	95	98	96	289		
2	1019	YAUHLEUSKAYA Lalita	AUS	Precision	95	97	92	284	578-17x	
				Rapid	97	99	98	294		
3	1313	AZAHARI Alia Sazana	MAS	Precision	94	91	97	282	577-15x	
				Rapid	98	100	97	295		
4	1225	SARNOBAT Rahi	IND	Precision	93	97	92	282	575-19x	
				Rapid	97	98	98	293		
5	1314	CHIN Bibiana Ng Pei	MAS	Precision	92	97	94	283	569-15x	
				Rapid	95	95	96	286		
6	1122	BUCKLEY Geraldine	ENG	Precision	92	96	94	282	569-14x	
				Rapid	93	97	97	287		
7	1226	SAYYED Anisa	IND	Precision	96	93	97	286	568-12x	
				Rapid	95	91	96	282		
8	1008	CHAPMAN Hayley	AUS	Precision	91	95	95	281	567-13x	
				Rapid	96	96	94	286		
9	1347	ADHEELA Aminath	MDV	Precision	92	90	94	276	563-11x	
				Rapid	93	97	97	287		
10	1129	MULLIN Victoria	ENG	Precision	96	91	96	283	562-12x	
				Rapid	94	91	94	279		
11	1522	ABEYMANNA Ruwini	SRI	Precision	93	93	94	280	560- 8x	
				Rapid	93	94	93	280		
12	1455	ABBASI Tazeem Akhtar	PAK	Precision	93	91	91	275	558-13x	
				Rapid	95	93	95	283		
13	1077	LUDWIG Dorothy	CAN	Precision	96	93	91	280	555-14x	
				Rapid	94	90	91	275		
14	1500	TAN Ling Chiao Nicole	SIN	Precision	93	94	96	283	554-13x	
				Rapid	97	78	96	271		
15	1285	HOLMES Nicola	JEY	Precision	96	94	94	284	551- 7x	
				Rapid	88	89	90	267		
16	1584	KENNERLEY Coral	WAL	Precision	91	91	96	278	546- 8x	
				Rapid	88	86	94	268		
17	1076	KIEJKO Lynda	CAN	Precision	91	92	90	273	545- 9x	
				Rapid	93	86	93	272		
18	1203	LAINE Tara	GGY	Precision	90	91	86	267	538- 6x	
				Rapid	89	93	89	271		
19	1204	TREBERT Nikki	GGY	Precision	90	91	90	271	536-10x	
				Rapid	89	89	87	265		
20	1525	KULATHUNGE Amali	SRI	Precision	86	94	85	265	534- 8x	
				Rapid	82	95	92	269		



Results

Rank	Bib No	Name	CGA Code	Stage	Series			Sub Total	Total	Remarks
					1	2	3			
21	1348	MOHAMED Riusha	MDV	Precision	88	84	90	262	525- 4x	
				Rapid	82	90	91	263		
22	1580	BOURNER Shawnee	WAL	Precision	89	61	95	245	519- 9x	
				Rapid	90	88	96	274		
23	1474	BROWNLIE Caroline	SCO	Precision	82	90	90	262	513- 7x	
				Rapid	73	87	91	251		
24	1427	GRUNDY Jacqui	NFK	Precision	87	86	86	259	510- 4x	
				Rapid	88	82	81	251		
25	1428	REEVES Denise	NFK	Precision	85	86	86	257	493- 6x	
				Rapid	79	80	77	236		
	1389	EKPENYONG Nora	NGR	Precision						
				Rapid						DNS
	1391	IKEVUDE Ada	NGR	Precision						
				Rapid						DNS

LEGEND		CG	DNS
Bib No	Bib Number	Commonwealth Games	Did not Start
GR	Commonwealth Games Record	x Inner Ten	



Final Results

Rank	Bib No	Name	CGA Code	1st Comp. Stage			2nd Competition Stage - Elimination					Total	Remarks
1	1023	CHAPMAN David J	AUS	3	6	7	9	12	16	19	23	23	FGR
				3	3	1	2	3	4	3	4		
2	1247	SINGH Harpreet	IND	3	4	8	11	14	15	19	21	21	
				3	1	4	3	3	1	4	2		
3	1134	CALLAGHAN Kristian	ENG	3	5	8	10	12	16	17		17	
				3	2	3	2	2	4	1			
4	1083	IGOROV Metodi	CAN	3	5	6	8	12	15			15	SO
				3	2	1	2	4	3				
5	1322	AMIR HASAN Hasli Izwan	MAS	2	4	6	8	9				9	
				2	2	2	2	1					
6	1030	QUICK Bruce	AUS	2	3	4	8					8	SO
				2	1	1	4						

LEGEND			
Bib No	Bib Number	FGR	Final Commonwealth Games Record
		SO	Shooter eliminated by Shoot-off for tie



Results

(Qualification)	
GR 583 KUMAR Vijay	IND 8 OCT 2010 CG Delhi (IND)

Rank	Bib No	Name	CGA Code	Stage	Seconds			Sub Total	Total	Remarks
					8	6	4			
1	1247	SINGH Harpreet	IND	Stage 1	97	99	96	292	573-14x	
				Stage 2	96	99	86	281		
2	1030	QUICK Bruce	AUS	Stage 1	96	99	92	287	572-16x	
				Stage 2	98	96	91	285		
3	1023	CHAPMAN David J	AUS	Stage 1	97	94	91	282	568-13x	
				Stage 2	95	97	94	286		
4	1134	CALLAGHAN Kristian	ENG	Stage 1	97	95	84	276	559- 7x	
				Stage 2	95	93	95	283		
5	1083	IGOROV Metodi	CAN	Stage 1	97	95	87	279	557-10x	
				Stage 2	93	93	92	278		
6	1322	AMIR HASAN Hasli Izwan	MAS	Stage 1	90	94	91	275	556- 5x	
				Stage 2	94	90	97	281		
7	1237	KUMAR Vijay	IND	Stage 1	95	93	93	281	555- 7x	
				Stage 2	96	98	80	274		
8	1320	ABDULLAH Khalel	MAS	Stage 1	95	94	90	279	553- 7x	
				Stage 2	95	93	86	274		
9	1291	WINSTANLEY George	JEY	Stage 1	94	91	82	267	525- 9x	
				Stage 2	92	89	77	258		
10	1430	COCK Graham	NFK	Stage 1	87	76	68	231	449- 1x	
				Stage 2	81	77	60	218		
11	1351	SHAFEEQ Ismaeel	MDV	Stage 1	90	76	38	204	432- 2x	
				Stage 2	85	83	60	228		
12	1549	SCOTT Arthur	LCA	Stage 1	66	55	61	182	349- 0x	
				Stage 2	46	79	42	167		
13	1548	MONDESIR Lennox	LCA	Stage 1	47	41	17	105	214- 0x	
				Stage 2	47	25	37	109		
	1397	ABDUL Madu	NGR	Stage 1					DNS	
				Stage 2						
	1555	ALLEN Rhodney	TTO	Stage 1					DNS	
				Stage 2						
	1556	DANIEL Roger	TTO	Stage 1					DNS	
				Stage 2						
	1404	OKEREKE Kingsley	NGR	Stage 1					DNS	
				Stage 2						

LEGEND			
Bib No	Bib Number	CG	Commonwealth Games
GR	Commonwealth Games Record	x	Inner Ten
		DNS	Did not Start



Final Results

Rank	Bib No	Name	CGA Code	1st Comp. Stage		2nd Competition Stage - Elimination						Total	Remarks	
1	1243	RAI Jitu	IND	29.5	57.7	77.9	97.8	118.3	136.9	155.2	174.1	194.1	194.1	FGR
				10.4	8.9	10.0	9.1	10.4	9.1	8.8	9.5	10.1		
				9.9	10.2	10.2	10.8	10.1	9.5	9.5	9.4	9.9		
				9.2	9.1									
2	1246	SINGH Gurpal	IND	26.7	54.3	73.6	93.2	112.3	129.5	147.7	167.0	187.2	187.2	
				7.9	8.4	10.5	9.0	9.8	10.0	8.4	10.0	10.5		
				8.8	8.5	8.8	10.6	9.3	7.2	9.8	9.3	9.7		
				10.0	10.7									
3	1031	REPACHOLI Daniel	AUS	29.9	55.7	74.4	91.1	111.0	129.8	147.2	166.6	166.6	166.6	
				10.1	8.8	9.8	8.4	9.4	9.0	8.7	10.3			
				9.8	9.5	8.9	8.3	10.5	9.8	8.7	9.1			
				10.0	7.5									
4	1504	GAI Bin	SIN	25.6	55.0	73.2	92.5	111.1	128.6	143.4		143.4	143.4	
				9.8	8.9	9.4	9.9	9.9	8.5	7.2				
				8.7	10.5	8.8	9.4	8.7	9.0	7.6				
				7.1	10.0									
5	1134	CALLAGHAN Kristian	ENG	30.0	57.3	74.2	93.7	109.2	128.0			128.0	128.0	
				10.5	8.9	8.1	10.2	6.6	9.0					
				9.8	8.9	8.8	9.3	8.9	9.8					
				9.7	9.5									
6	1507	POH Lip Meng	SIN	26.3	55.6	71.2	91.2	108.3				108.3	108.3	
				10.1	10.4	9.0	10.2	9.0						
				10.2	10.4	6.6	9.8	8.1						
				6.0	8.5									
7	1556	DANIEL Roger	TTO	25.5	53.2	71.4	90.5					90.5	90.5	
				9.2	9.0	8.6	9.8							
				7.1	10.3	9.6	9.3							
				9.2	8.4									
8	1030	QUICK Bruce	AUS	28.5	51.1	68.8						68.8	68.8	
				10.7	6.6	10.3								
				9.3	9.0	7.4								
				8.5	7.0									

LEGEND	
Bib No	Bib Number
FGR	Final Commonwealth Games Record





Results

(Qualification)
GR 559 GAULT Michael ENG 1 AUG 2002 CG Manchester (ENG)

Rank	Bib No	Name	CGA Code	Series						Total	Remarks
				1	2	3	4	5	6		
1	1243	RAI Jitu	IND	93	94	93	95	91	96	562-11x	GR
2	1134	CALLAGHAN Kristian	ENG	91	90	94	90	92	90	547- 5x	
3	1556	DANIEL Roger	TTO	90	90	89	92	92	92	545- 5x	
4	1031	REPACHOLI Daniel	AUS	86	91	90	95	90	91	543- 9x	
5	1504	GAI Bin	SIN	94	90	90	94	89	84	541- 6x	
6	1246	SINGH Gurpal	IND	89	90	91	90	90	88	538- 6x	
7	1507	POH Lip Meng	SIN	84	92	86	93	87	93	535- 8x	
8	1030	QUICK Bruce	AUS	88	89	89	91	88	90	535- 5x	
9	1326	CHEW Eddy	MAS	90	89	92	85	89	89	534- 8x	
10	1337	YAN Choo Wen	MAS	86	88	92	88	90	90	534- 6x	
11	1457	AHMED Uzair	PAK	88	88	95	89	88	85	533- 8x	
12	1458	AKHTAR Muhammad Shehzad	PAK	83	90	91	92	88	86	530- 6x	
13	1136	GAULT Michael	ENG	84	89	89	87	88	92	529- 4x	
14	1082	HYNES Mark	CAN	87	85	89	88	88	90	527- 8x	
15	1487	RITCHIE Alan	SCO	91	90	88	85	86	86	526- 3x	
16	1481	GOODALL Alan	SCO	91	89	90	77	88	91	526- 2x	
17	1382	ZHAO Ricky	NZL	85	81	84	89	85	81	505- 6x	
18	1555	ALLEN Rhodney	TTO	90	85	93	75	87	71	501-11x	
19	1306	SHAH Shitul	KEN	84	78	82	82	83	84	493- 2x	
20	1060	CHASE Bernard	BAR	79	87	84	82	85	74	491- 3x	
21	1062	SARGEANT Ronald Livingstone	BAR	79	80	79	83	79	79	479- 0x	
22	1302	MADHAR Shaminderpal Singh	KEN	87	83	74	80	77	77	478- 0x	
23	1432	CREEK Douglas	NFK	77	72	83	73	84	75	464- 2x	
24	1431	COULTER Kevin	NFK	66	79	69	63	60	59	396- 2x	

LEGEND

Bib No Bib Number
x Inner Ten

CG Commonwealth Games

GR Commonwealth Games Record



Final Results

Rank	Bib No	Name	CGA Code	1st Comp. Stage		2nd Competition Stage - Elimination						Total	Remarks	
1	1029	POTENT Warren	AUS	30.4	61.5	81.6	101.9	122.3	143.0	163.8	184.2	204.3	204.3	FGR
				10.3	10.6	10.4	10.0	10.1	10.4	10.8	10.4	9.8		
				10.0	10.4	9.7	10.3	10.3	10.3	10.0	10.0	10.3		
				10.1	10.1									
2	1241	NARANG Gagan	IND	30.5	61.9	81.0	100.7	121.2	142.1	162.1	182.6	203.6	203.6	
				10.7	10.9	9.9	10.0	10.2	10.6	9.4	10.2	10.8		
				10.1	10.2	9.2	9.7	10.3	10.3	10.6	10.3	10.2		
				9.7	10.3									
3	1141	PARR Kenneth	ENG	29.8	60.4	79.2	100.4	120.7	140.7	161.2	182.0	182.0	182.0	
				9.5	10.9	10.2	10.9	10.1	10.7	9.9	10.4			
				10.1	9.5	8.6	10.3	10.2	9.3	10.6	10.4			
				10.2	10.2									
4	1033	SAMPSON Dane Kevin	AUS	30.8	60.8	82.0	101.9	122.1	141.7	160.8	160.8	160.8	160.8	
				10.1	10.1	10.5	10.4	10.3	9.8	9.4				
				10.3	10.0	10.7	9.5	9.9	9.8	9.7				
				10.4	9.9									
5	1333	NASIR KHAN Muhammad	MAS	30.4	60.1	79.6	100.3	120.0	139.7	139.7	139.7	139.7	139.7	
				9.6	10.8	9.7	10.3	10.1	9.3					
				10.8	9.4	9.8	10.4	9.6	10.4					
				10.0	9.5									
6	1381	TAYLOR Ryan	NZL	30.0	60.8	79.9	99.2	118.5	118.5	118.5	118.5	118.5	118.5	
				9.8	10.3	10.6	9.8	9.5						
				10.5	10.2	8.5	9.5	9.8						
				9.7	10.3									
7	1447	DUFF Gary	NIR	29.2	59.7	79.1	98.5	98.5	98.5	98.5	98.5	98.5	98.5	
				10.7	10.0	10.2	10.4							
				8.2	10.4	9.2	9.0							
				10.3	10.1									
8	1489	STIRTON Neil	SCO	28.7	59.9	78.6	78.6	78.6	78.6	78.6	78.6	78.6	78.6	
				10.1	10.0	10.3								
				9.6	10.8	8.4								
				9.0	10.4									

LEGEND	
Bib No	Bib Number
FGR	Final Commonwealth Games Record





Results

Rank	Bib No	Name	CGA Code	Series						Total	Remarks
				1	2	3	4	5	6		
1	1029	POTENT Warren	AUS	104.0	104.6	104.6	103.6	105.4	102.3	624.5	GR
2	1141	PARR Kenneth	ENG	102.8	104.6	102.7	102.2	104.8	103.7	620.8	
3	1241	NARANG Gagan	IND	102.6	104.0	103.7	103.4	103.5	103.3	620.5	
4	1033	SAMPSON Dane Kevin	AUS	103.2	102.9	102.9	104.1	103.6	103.2	619.9	
5	1447	DUFF Gary	NIR	101.1	104.6	102.6	103.5	104.5	103.4	619.7	
6	1381	TAYLOR Ryan	NZL	102.6	101.9	103.5	104.1	103.9	103.3	619.3	
7	1333	NASIR KHAN Muhammad	MAS	103.3	103.5	103.7	101.3	104.0	103.4	619.2	
8	1489	STIRTON Neil	SCO	102.8	102.5	103.7	103.8	102.2	103.3	618.3	
9	1234	KARMAKAR Joydeep	IND	103.3	102.7	103.2	101.6	102.7	103.5	617.0	
10	1505	LIM Abel	SIN	104.1	102.8	102.1	100.9	103.2	103.1	616.2	
11	1482	HAMMOND Jonathan	SCO	102.5	102.9	104.0	100.9	103.7	101.9	615.9	
12	1590	PHelps David	WAL	102.5	102.5	102.4	103.1	102.9	102.1	615.5	
13	1379	HUNT Martin	NZL	103.7	101.8	102.6	104.7	99.9	102.7	615.4	
14	1197	PIRI Wayne	GIB	102.5	101.4	101.2	103.6	102.3	104.3	615.3	
15	1449	KELLY Samuel	NIR	101.0	104.1	102.5	100.8	103.3	103.6	615.3	
16	1264	CREEVY Harry	IOM	101.2	102.5	101.7	101.7	101.9	105.1	614.1	
17	1461	YASIN Nasir	PAK	101.2	102.8	104.3	102.8	99.5	102.8	613.4	
18	1321	ADZHAR Muhammad Hassanul	MAS	102.7	102.5	103.0	101.9	100.6	102.6	613.3	
19	1587	BAMSEY Mike	WAL	103.4	99.8	101.5	101.9	102.4	103.9	612.9	
20	1143	RIVERS Daniel	ENG	99.6	103.9	101.6	102.2	103.1	101.0	611.4	
21	1085	PAYNE Wynn	CAN	101.0	101.6	101.4	101.5	102.8	100.9	609.2	A 2
22	1540	ANDREWS Jordie Lee Roy	SHN	102.6	102.8	98.1	103.7	102.9	97.8	607.9	
23	1304	SEHMI Gulraaj Singh	KEN	100.1	101.5	102.2	102.1	101.8	98.7	606.4	
24	1286	BOUCHARD Richard John	JEY	99.8	100.7	103.4	101.6	102.6	98.0	606.1	
25	1349	ABDUL GAFOOR Hassan	MDV	99.3	99.3	102.6	102.0	101.2	101.6	606.0	
26	1266	KELLY Benjamin	IOM	98.7	101.9	99.1	102.3	103.3	99.2	604.5	
27	1193	BUHAGIAR Albert	GIB	100.5	96.1	100.9	101.8	102.3	102.2	603.8	
28	1300	DHANJAL Gurupreet Singh	KEN	99.8	99.4	100.0	100.6	102.0	101.4	603.2	
29	1528	KODIKARA Krishantha	SRI	95.1	99.8	101.2	99.8	103.3	102.8	602.0	
30	1529	PERERA Indika	SRI	97.6	101.1	100.1	101.6	100.5	99.2	600.1	
31	1558	MOSES Marlon	TTO	97.9	98.8	99.8	100.1	102.0	100.9	599.5	
32	1350	MUMTHAZ Ahmed	MDV	99.9	98.0	98.5	102.0	96.9	97.5	592.8	
33	1059	BEST Marlon	BAR	97.6	101.9	98.4	94.5	98.5	97.3	588.2	
34	1061	ESTWICK Louis	BAR	99.2	91.0	98.9	97.4	88.0	100.2	574.7	
35	1573	OMEDI Frederick	UGA	94.1	92.4	92.2	96.8	95.1	92.8	563.4	
36	1542	YOUNG Patrick	SHN	83.7	93.0	91.4	93.5	92.9	95.5	550.0	B 2
37	1184	KOLI Emmanuel	GHA	88.7	90.9	95.4	97.5	87.3	89.1	548.9	
38	1165	PONCET Jeremy Nigel	FLK	88.6	75.5	85.4	75.4	71.9	89.6	486.4	
39	1183	DZORVAKPOR Joseph	GHA	68.6	75.4	79.8	83.1	70.1	82.9	459.9	
40	1288	le COUILLIARD Stephen	JEY	103.3	101.8	101.1				306.2	DNF
	1399	ADEWUNMI Charles	NGR								DNS
	1401	ANIMASAUN Akeem	NGR								DNS
	1159	GOSS Michael	FLK								DNS

A 2 Shooter 1085 PAYNE Wynn (CAN) - ISSF Rule 6.11.1.1(I) Shot after command Stop at end of Preparation and Sighting time

B 2 Shooter 1542 YOUNG Patrick (SHN) - ISSF Rule 6.11.1.1(I) Shot after command Stop at end of Preparation and Sighting time

LEGEND		DNF	Did not Finish	DNS	Did not Start
Bib No	Bib Number	x	Inner Ten		
GR	Commonwealth Games Record				



Results

Rank	Bib No	Name	CGA Code	Series						Total	Remarks
				1	2	3	4	5	6		
1	1374	JOHNSTON Sally	NZL	102.6	102.4	103.4	104.4	104.4	103.5	620.7	GR
2	1514	van REENEN Esmari	RSA	102.7	104.0	103.3	104.0	103.4	102.7	620.1	
3	1478	McINTOSH Jen	SCO	102.9	103.6	104.6	101.2	102.9	104.3	619.5	
4	1014	RIDLEY Robyn	AUS	105.4	101.4	102.0	101.9	102.5	102.5	615.7	
5	1126	JONES Lina	ENG	102.6	100.8	102.9	101.8	104.5	102.8	615.4	
6	1223	KUMARI Meena	IND	103.9	104.1	101.6	100.9	101.6	103.2	615.3	
7	1476	HENDERSON Sarah	SCO	101.4	104.1	101.7	101.1	104.2	102.7	615.2	
8	1582	CORISH Sian	WAL	103.8	102.7	104.3	99.3	102.5	101.8	614.4	
9	1319	ZULKIFLI Muslifah	MAS	102.1	101.3	102.8	102.2	102.2	102.8	613.4	
10	1012	HENS Jennifer	AUS	102.7	103.1	102.6	102.3	103.7	98.9	613.3	
11	1220	GAUSWAMI Lajja	IND	101.6	103.1	103.2	100.6	101.0	102.8	612.3	
12	1581	CORISH Jenny	WAL	101.0	101.9	99.5	104.3	104.0	101.6	612.3	
13	1312	ABDUL HALIM Nur Ayuni Farhana	MAS	99.6	102.7	101.8	103.6	103.3	101.3	612.3	
14	1375	MACKENZIE Jenna	NZL	102.8	101.9	100.1	99.9	105.2	102.3	612.2	
15	1499	SER Jasmine	SIN	102.2	100.7	101.9	101.7	101.6	103.9	612.0	
16	1128	LEE Sharon	ENG	101.1	100.9	102.1	101.9	102.5	101.3	609.8	
17	1259	GLOVER Rachel	IOM	101.7	103.6	99.0	101.0	102.5	100.7	608.5	
18	1441	McCLUNG Claudia	NIR	101.9	102.2	100.0	101.4	98.8	102.2	606.5	
19	1261	WARD Lara Anne	IOM	101.0	102.0	98.1	102.9	100.9	101.2	606.1	
20	1439	AIKEN Louise Kathryn	NIR	102.1	99.1	101.5	103.2	100.0	97.6	603.5	
21	1190	PIRI Natalie	GIB	99.4	101.9	100.3	98.6	98.9	100.4	599.5	
22	1523	EGODAWELA Upeshika	SRI	100.5	99.1	98.8	102.2	100.7	98.0	599.3	
23	1539	BENJAMIN Chelsea Rose	SHN	100.5	99.8	98.1	101.9	97.6	100.8	598.7	
24	1299	SEHMI Preeyam Kaur	KEN	99.0	101.0	100.6	100.2	99.8	96.5	597.1	
25	1538	ANDREWS Madolyn	SHN	100.7	101.5	97.5	99.6	94.8	99.1	593.2	
26	1297	CHEBII Joyce Jepchirchir	KEN	99.9	100.7	97.2	97.3	99.5	98.3	592.9	
27	1524	GAMAGE Madushani	SRI	96.6	88.7	100.1	100.6	105.5	100.0	591.5	A 2
28	1572	MUNGOMA Cleopatra	UGA	94.2	94.5	97.7	98.3	95.0	94.7	574.4	
29	1571	CHELIMO Zahara	UGA	88.2	90.5	82.5	90.4	97.0	87.9	536.5	B 2
	1388	EBBEY-ESUGO Evelyn	NGR								DNS
	1396	UTHO Caroline	NGR								DNS

A 2 Shooter 1524 GAMAGE Madushani (SRI) - ISSF Rule 6.11.7.1 Too many shots in event or position
 B 2 Shooter 1571 CHELIMO Zahara (UGA) - ISSF Rule 6.11.7.1 Too many shots in event or position

LEGEND		DNS	GR
Bib No	Bib Number	Did not Start	Commonwealth Games Record
x	Inner Ten		



Final Results

Rank	Bib No	Name	CGA Code	Kneeling	Prone	Standing - Elimination						Total	Remarks
1	1143	RIVERS Daniel	ENG	152.3 50.6 50.9 50.8	303.5 51.0 49.8 50.4	402.8 49.7 49.6	412.5 9.7	422.5 10.0	432.4 9.9	442.5 10.1	452.9 10.4	452.9	FGR
2	1244	RAJPUT Sanjeev	IND	148.1 50.5 49.3 48.3	300.9 49.7 51.7 51.4	397.0 48.4 47.7	407.7 10.7	416.9 9.2	426.9 10.0	437.3 10.4	446.9 9.6	446.9	
3	1241	NARANG Gagan	IND	146.2 50.0 46.6 49.6	299.7 50.5 51.2 51.8	398.0 49.5 48.8	407.4 9.4	417.6 10.2	427.7 10.1	436.8 9.1		436.8	
4	1489	STIRTON Neil	SCO	146.2 49.3 48.5 48.4	300.9 52.1 51.6 51.0	394.6 45.8 47.9	404.9 10.3	413.7 8.8	423.3 9.6			423.3	
5	1482	HAMMOND Jonathan	SCO	149.2 50.4 50.1 48.7	301.7 50.3 52.0 50.2	395.4 45.2 48.5	403.7 8.3	413.2 9.5				413.2	
6	1141	PARR Kenneth	ENG	148.0 50.9 46.6 50.5	302.3 51.3 51.0 52.0	393.6 43.9 47.4	401.9 8.3					401.9	
7	1329	JAAFAR Mohd Hadafi	MAS	145.4 46.4 48.1 50.9	295.7 49.0 49.3 52.0	391.6 47.0 48.9						391.6	
8	1033	SAMPSON Dane Kevin	AUS	143.4 47.7 47.3 48.4	294.9 49.9 50.2 51.4	391.4 49.6 46.9						391.4	

LEGEND	
Bib No	Bib Number
FGR	Final Commonwealth Games Record





Results

(Qualification)				
GR	1166 NARANG Gagan	IND	9 OCT 2010 CG	Delhi (IND)

Rank	Bib No	Name	CGA Code	Position	Series				Sub Total	Total	Remarks
					1	2	3	4			
1	1143	RIVERS Daniel	ENG	Kneeling	91	97	97	96	381	1157-57x	
				Prone	97	99	99	98	393		
				Standing	96	95	95	97	383		
2	1241	NARANG Gagan	IND	Kneeling	94	98	93	95	380	1156-56x	
				Prone	97	100	96	100	393		
				Standing	96	96	97	94	383		
3	1141	PARR Kenneth	ENG	Kneeling	96	97	96	91	380	1154-42x	
				Prone	98	98	99	97	392		
				Standing	95	97	97	93	382		
4	1244	RAJPUT Sanjeev	IND	Kneeling	93	98	95	98	384	1153-44x	
				Prone	98	99	99	97	393		
				Standing	93	93	93	97	376		
5	1033	SAMPSON Dane Kevin	AUS	Kneeling	94	96	95	93	378	1144-52x	
				Prone	100	99	100	99	398		
				Standing	95	95	90	88	368		
6	1489	STIRTON Neil	SCO	Kneeling	95	96	96	95	382	1143-40x	
				Prone	100	99	98	97	394		
				Standing	95	92	95	85	367		
7	1482	HAMMOND Jonathan	SCO	Kneeling	98	96	95	95	384	1141-54x	
				Prone	99	100	99	97	395		
				Standing	91	91	92	88	362		
8	1329	JAAFAR Mohd Hadafi	MAS	Kneeling	95	91	92	93	371	1140-39x	
				Prone	99	98	98	98	393		
				Standing	95	94	93	94	376		
9	1587	BAMSEY Mike	WAL	Kneeling	98	94	90	95	377	1137-37x	
				Prone	98	97	96	99	390		
				Standing	94	87	92	97	370		
10	1332	MOHAMMAD Muhamad Zubair	MAS	Kneeling	94	93	90	90	367	1116-18x	
				Prone	95	94	95	95	379		
				Standing	92	93	91	94	370		
11	1530	SAMARAKOON Mangala	SRI	Kneeling	94	91	91	92	368	1110-29x	
				Prone	96	98	98	95	387		
				Standing	88	89	91	87	355		
12	1541	HENRY Simon	SHN	Kneeling	96	93	92	91	372	1109-25x	
				Prone	95	98	98	94	385		
				Standing	88	92	89	83	352		
13	1022	BROWN Michael	AUS	Kneeling	90	95	93	95	373	1107-30x	
				Prone	96	99	95	96	386		
				Standing	80	88	90	90	348		
14	1528	KODIKARA Krishantha	SRI	Kneeling	95	91	92	85	363	1093-26x	
				Prone	98	99	98	96	391		
				Standing	89	85	84	81	339		



Results

Rank	Bib No	Name	CGA Code	Position	Series				Sub Total	Total	Remarks
					1	2	3	4			
15	1059	BEST Marlon	BAR	Kneeling	90	93	87	90	360	1049-16x	
				Prone	96	96	93	94	379		
				Standing	70	84	77	79	310		
16	1540	ANDREWS Jordie Lee Roy	SHN	Kneeling	83	92	92	88	355	950-13x	A 2
				Prone	89	96	90	93	368		
				Standing	55	51	60	61	227		
17	1352	SIMAD Ibrahim	MDV	Kneeling	44	81	43	50	218	855-18x	B 8
				Prone	93	96	97	96	382		
				Standing	64	62	69	60	255		
	1398	ABOLARIN Sesan	NGR	Kneeling							
				Prone							
				Standing							DNS
	1573	OMEDI Frederick	UGA	Kneeling							
				Prone							
				Standing							DNS
	1406	WAZIRI Barau	NGR	Kneeling							
				Prone							
				Standing							DNS

A 2 Shooter 1540 ANDREWS Jordie Lee Roy (SHN) - ISSF Rule 6.11.7.1 Too many shots in event or position

B 8 Shooter 1352 SIMAD Ibrahim (MDV) - ISSF Rule 6.11.7.1 Too many shots in event or position -6/ISSF Rule 6.11.7.1 Too many shots in event or position -2

LEGEND		CG	DNS
Bib No	Bib Number	Commonwealth Games	Did not Start
GR	Commonwealth Games Record	x Inner Ten	



Final Results

Rank	Bib No	Name	CGA Code	Kneeling	Prone	Standing - Elimination						Total	Remarks
1	1499	SER Jasmine	SIN	148.9 49.6 50.8 48.5	302.2 50.9 51.7 50.7	400.5 49.8 48.5	409.8 9.3	419.4 9.6	429.9 10.5	439.3 9.4	449.1 9.8	449.1	FGR
2	1478	McINTOSH Jen	SCO	146.4 46.9 50.1 49.4	298.5 50.3 50.6 51.2	399.5 51.1 49.9	409.1 9.6	419.5 10.4	428.9 9.4	438.7 9.8	446.6 7.9	446.6	
3	1220	GAUSWAMI Lajja	IND	147.3 46.8 50.8 49.7	299.5 52.2 48.4 51.6	397.2 47.8 49.9	407.3 10.1	415.9 8.6	425.2 9.3	436.1 10.9		436.1	
4	1318	MOHAMED TAIBI NS	MAS	145.2 48.4 49.6 47.2	295.2 48.6 50.2 51.2	390.7 48.9 46.6	401.3 10.6	411.4 10.1	422.0 10.6			422.0	
5	1498	LI Yafei	SIN	144.7 49.3 46.2 49.2	297.8 51.1 51.2 50.8	390.7 47.6 45.3	400.8 10.1	411.3 10.5				411.3	
6	1514	van REENEN Esmari	RSA	150.7 48.2 51.5 51.0	306.6 51.7 51.4 52.8	391.6 42.7 42.3	400.7 9.1					400.7	
7	1375	MACKENZIE Jenna	NZL	138.0 48.2 47.3 42.5	291.1 50.4 51.8 50.9	385.6 47.0 47.5						385.6	
8	1014	RIDLEY Robyn	AUS	141.5 43.7 48.7 49.1	290.8 51.2 48.1 50.0	384.2 45.5 47.9						384.2	

LEGEND	
Bib No	Bib Number
FGR	Final Commonwealth Games Record





Results

(Qualification)					
GR	578 BHAGWAT Anjali	IND	2 AUG 2002 CG	Manchester (ENG)	

Rank	Bib No	Name	CGA Code	Position	Series		Sub Total	Total	Remarks
					1	2			
1	1499	SER Jasmine	SIN	Kneeling	97	96	193	581-24x	GR
				Prone	98	98	196		
				Standing	98	94	192		
2	1318	MOHAMED TAIBI Nur Suryani	MAS	Kneeling	94	97	191	574-20x	
				Prone	98	97	195		
				Standing	93	95	188		
3	1478	McINTOSH Jen	SCO	Kneeling	97	90	187	573-25x	
				Prone	98	99	197		
				Standing	94	95	189		
4	1514	van REENEN Esmari	RSA	Kneeling	97	95	192	573-24x	
				Prone	100	99	199		
				Standing	92	90	182		
5	1498	LI Yafei	SIN	Kneeling	97	93	190	572-24x	
				Prone	99	99	198		
				Standing	93	91	184		
6	1220	GAUSWAMI Lajja	IND	Kneeling	99	96	195	571-20x	
				Prone	98	97	195		
				Standing	89	92	181		
7	1014	RIDLEY Robyn	AUS	Kneeling	93	93	186	568-25x	
				Prone	100	98	198		
				Standing	91	93	184		
8	1375	MACKENZIE Jenna	NZL	Kneeling	94	91	185	568-18x	
				Prone	99	97	196		
				Standing	94	93	187		
9	1222	KOSHY Elizabeth Susan	IND	Kneeling	96	92	188	566-17x	
				Prone	98	95	193		
				Standing	96	89	185		
10	1016	SEDGMAN Alethea Nevada	AUS	Kneeling	97	92	189	566-12x	
				Prone	95	96	191		
				Standing	94	92	186		
11	1476	HENDERSON Sarah	SCO	Kneeling	96	94	190	564-22x	
				Prone	99	96	195		
				Standing	89	90	179		
12	1581	CORISH Jenny	WAL	Kneeling	96	92	188	564-13x	
				Prone	98	92	190		
				Standing	95	91	186		
13	1132	PUGSLEY Hannah	ENG	Kneeling	93	92	185	562-15x	
				Prone	95	98	193		
				Standing	91	93	184		
14	1582	CORISH Sian	WAL	Kneeling	91	90	181	561-14x	
				Prone	96	98	194		
				Standing	90	96	186		



Results





Rank	Bib No	Name	CGA Code	Position	Series		Sub Total	Total	Remarks
					1	2			
15	1319	ZULKIFLI Muslifah	MAS	Kneeling	95	91	186	560-19x	
				Prone	95	99	194		
				Standing	89	91	180		
16	1123	COX Sheree	ENG	Kneeling	90	96	186	558-21x	
				Prone	96	96	192		
				Standing	91	89	180		
17	1523	EGODAWELA Upeshika	SRI	Kneeling	94	91	185	554-14x	
				Prone	96	97	193		
				Standing	87	89	176		
18	1260	KERMODE Gemma	IOM	Kneeling	92	93	185	554-14x	
				Prone	98	97	195		
				Standing	86	88	174		
19	1374	JOHNSTON Sally	NZL	Kneeling	91	94	185	550-12x	
				Prone	98	97	195		
				Standing	91	79	170		
20	1259	GLOVER Rachel	IOM	Kneeling	94	94	188	548-18x	
				Prone	99	96	195		
				Standing	79	86	165		
21	1524	GAMAGE Madushani	SRI	Kneeling	89	88	177	540- 8x	
				Prone	92	91	183		
				Standing	91	89	180		
22	1181	CHODO Mercy	GHA	Kneeling	63	65	128	439- 3x	
				Prone	86	89	175		
				Standing	69	67	136		
23	1182	SAPAK Philomina	GHA	Kneeling	70	74	144	418- 0x	
				Prone	74	76	150		
				Standing	63	61	124		
	1571	CHELIMO Zahara	UGA	Kneeling					DNS
			Prone						
			Standing						
	1572	MUNGOMA Cleopatra	UGA	Kneeling					DNS
			Prone						
			Standing						
	1395	UNUIGBE Patience	NGR	Kneeling					DNS
			Prone						
			Standing						

LEGEND		CG	DNS
Bib No	Bib Number	Commonwealth Games	Did not Start
GR	Commonwealth Games Record	x Inner Ten	









Final Results

2nd Competition Stage - Medal Matches

Rank	Bib No	Name	CGA Code	Targets	Total	Remarks
1	1111	ACHILLEOS Georgios	CYP		14	
2	1480	CHRISTIE Drew	SCO		6	
3	1146	WARLOW Rory	ENG		14	
4	1113	CHASIKOS Andreas	CYP		13	

1st Competition Stage - Semifinals

Rank	Bib No	Name	CGA Code	Targets	Total	Remarks
	1111	ACHILLEOS Georgios	CYP		14	QG
	1480	CHRISTIE Drew	SCO		13	QG
	1146	WARLOW Rory	ENG		12	QB
	1113	CHASIKOS Andreas	CYP		12	QB
5	1586	ALLEN Malcolm	WAL		11	
6	1020	ADAMS Paul	AUS		11	

LEGEND

Bib No Bib Number

QB Qualified for Bronze Medal Match

QG Qualified for Gold Medal Match

S-off Shoot-off



Results

(Qualification)

GR	123 ACHILLEOS Georgios	CYP	23 MAR 2006 CG	Melbourne, VIC (AUS)
GR	123 BARTON Clive	AUS	23 MAR 2006 CG	Melbourne, VIC (AUS)




Rank	Bib No	Name	CGA Code	Rounds					Total	QS-off	Remarks
				1	2	3	4	5			
1	1111	ACHILLEOS Georgios	CYP	24	25	25	25	23	122		
2	1020	ADAMS Paul	AUS	25	25	23	24	24	121		
3	1113	CHASIKOS Andreas	CYP	25	23	23	25	24	120		
4	1480	CHRISTIE Drew	SCO	24	25	24	24	23	120		
5	1586	ALLEN Malcolm	WAL	23	24	24	23	25	119		
6	1146	WARLOW Rory	ENG	23	24	24	24	23	118		
7	1235	KHAN Mairaj Ahmad	IND	24	23	23	22	25	117		
8	1080	CASWELL Jason	CAN	23	24	24	24	22	117		
9	1026	FERGUSON Keith	AUS	21	24	24	23	23	115		
10	1591	PRICE Rhys	WAL	24	23	22	25	20	114		
11	1098	McLEAN Eddie	CAY	21	22	22	24	24	113		
12	1301	JACK Guy Douglas	KEN	22	21	23	24	23	113		
13	1459	CHAND Usman	PAK	20	23	24	23	23	113		
14	1137	GILLIGAN Michael	ENG	22	21	24	21	24	112		
15	1446	CHRISTIE David	NIR	23	20	24	24	21	112		
16	1263	CLAGUE David	IOM	22	22	24	23	20	111		
17	1444	BUCHANAN Clement	NIR	24	24	21	18	21	108		
18	1053	SALIM Noor	BAN	21	23	21	20	22	107		
19	1232	BEDI Baba	IND	22	21	21	21	20	105		
20	1099	SCHIRN Andrew	CAY	20	20	21	21	21	103		
21	1262	BRADLEY James	IOM	19	21	22	18	22	102		
22	1051	ISLAM Iqbal	BAN	21	21	19	15	23	99		
23	1330	LEE Joon Kit Joseph	MAS	17	23	17	20	21	98		
24	1323	TEH Chee Fei Ricky	MAS	15	17	20	17	19	88		
25	1433	MEERS Mitchell	NFK	14	15	16	16	15	76		
26	1167	VINCENT Matthew	FLK	12	13	20	14	16	75		
27	1429	BURTON Bill	NFK	12	17	14	13	14	70		
	1277	BARNES Shaun	JAM								DNS
	1417	MAGATOGIA Morgan	NIU								DNS

LEGEND		CG	Commonwealth Games	DNS	Did not Start
Bib No	Bib Number	QS-off	Qualification Shoot-off		
GR	Commonwealth Games Record				









Final Results

2nd Competition Stage - Medal Matches

Rank	Bib No	Name	CGA Code	Targets	Total	Remarks
1	1009	COLES Laura	AUS		14	
2	1579	ALLEN Elena	WAL		13	
3	1107	ELEFThERIOU Andri	CYP		13	
4	1124	GRAY Sarah	ENG		12	

1st Competition Stage - Semifinals

Rank	Bib No	Name	CGA Code	Targets	Total	Remarks
	1009	COLES Laura	AUS		15	QG
	1579	ALLEN Elena	WAL		13	S-off: 2 QG
	1124	GRAY Sarah	ENG		13	S-off: 1 QB
	1107	ELEFThERIOU Andri	CYP		12	S-off: 4 QB
5	1229	SINGH RAO Arti	IND		12	S-off: 3
6	1013	MARK Lauryn	AUS		9	

LEGEND			
Bib No	Bib Number	QB	Qualified for Bronze Medal Match
S-off	Shoot-off	QG	Qualified for Gold Medal Match



Results

(Qualification)
GR 71 MARK Laurn AUS 2 AUG 2002 CG Manchester (ENG)

Rank	Bib No	Name	CGA Code	Rounds			Total	QS-off	Remarks
				1	2	3			
1	1009	COLES Laura	AUS	24	22	24	70		
2	1107	ELEFThERIOU Andri	CYP	24	24	21	69		
3	1579	ALLEN Elena	WAL	24	22	22	68		
4	1013	MARK Laurn	AUS	25	21	22	68		
5	1229	SINGH RAO Arti	IND	25	22	20	67		
6	1124	GRAY Sarah	ENG	22	21	22	65	+10	
7	1125	HILL Amber	ENG	23	22	20	65	+9	
8	1105	ANDREOU Panagiota	CYP	22	22	21	65	+5	
9	1475	BRUCE Sian	SCO	22	22	19	63		

LEGEND

Bib No Bib Number

CG Commonwealth Games

GR Commonwealth Games Record

QS-off Qualification Shoot-off



Final Results

2nd Competition Stage - Medal Matches

Rank	Bib No	Name	CGA Code	Targets	Total	Remarks
1	1035	VELLA Adam	AUS	████████████████████	11	
2	1138	HEADING Aaron	ENG	████████████████████	9	
3	1245	SANDHU Manavjit	IND	████████████████████	11	S-off: 1
4	1025	DIAMOND Michael	AUS	████████████████████	11	S-off: 0

1st Competition Stage - Semifinals

Rank	Bib No	Name	CGA Code	Targets	Total	Remarks
	1035	VELLA Adam	AUS	████████████████████	15	QG
	1138	HEADING Aaron	ENG	████████████████████	14	QG
	1245	SANDHU Manavjit	IND	████████████████████	13	QB
	1025	DIAMOND Michael	AUS	████████████████████	12	S-off: 3 QB
5	1112	AILIOTIS Yiannis	CYP	████████████████████	12	S-off: 2
6	1248	SINGH Mansher	IND	████████████████████	11	

LEGEND		QB	Qualified for Bronze Medal Match	QG	Qualified for Gold Medal Match
Bib No	Bib Number				
S-off	Shoot-off				



Results

GR	(Qualification) 124 DIAMOND Michael	AUS	31 JUL 2002 CG	Manchester (ENG)
----	--	-----	----------------	------------------

Rank	Bib No	Name	CGA Code	Rounds					Total	QS-off	Remarks
				1	2	3	4	5			
1	1025	DIAMOND Michael	AUS	24	25	23	24	25	121		
2	1138	HEADING Aaron	ENG	23	24	25	23	24	119		
3	1248	SINGH Mansher	IND	25	25	21	23	23	117		
4	1245	SANDHU Manavjit	IND	25	24	25	24	19	117		
5	1112	ALIIOTIS Yiannis	CYP	24	21	23	25	22	115		
6	1035	VELLA Adam	AUS	23	24	24	21	22	114		
7	1114	SOFOCLEOUS Marios	CYP	22	22	20	23	24	111		
8	1593	WIXEY Mike	WAL	18	22	22	25	23	110		
9	1175	KABLE Glenn	FIJ	21	23	22	22	22	110		
10	1087	SHAW Paul	CAN	22	22	21	24	21	110		
11	1360	GALEA Brian	MLT	24	22	22	20	21	109		
12	1086	SHAW Drew	CAN	23	22	20	21	22	108		
13	1486	REID Jonathan	SCO	22	22	20	21	22	107		
14	1268	PARSONS Neil Edward	IOM	23	21	23	20	20	107		
15	1377	BROWNE-COLE Myles	NZL	22	22	20	23	19	106		
16	1269	WALTON David	IOM	21	22	23	22	18	106		
17	1324	YEOH Cheng Han Bernard	MAS	21	21	23	21	19	105		
18	1588	DAVIS Jonathan	WAL	21	20	20	23	20	104		
19	1483	MACDONALD John	SCO	23	20	22	21	18	104		
20	1448	HENNING David	NIR	23	19	20	20	21	103		
21	1336	CHEN Seong Fook Charles	MAS	21	20	22	19	21	103		
22	1443	BEATTIE David John	NIR	22	23	19	19	18	101		
23	1145	SIPLING David	ENG	24	22	21	17	17	101		
24	1195	COWLES Kevin	GIB	23	19	16	20	20	98		
25	1194	COOPER Gary	GIB	19	17	20	23	18	97		
26	1097	JACKSON Chris	CAY	22	20	20	19	16	97		
27	1467	CHAN PAO Eddie Pengcheng	SAM	21	17	19	19	19	95		
28	1164	PITALUGA Saul Gregory Robinson	FLK	20	15	20	18	19	92		
29	1433	MEERS Mitchell	NFK	19	13	20	21	17	90		
30	1421	VILIAMU Clayton	NIU	19	18	16	20	17	90		
31	1468	LOIBL Paul	SAM	19	12	19	14	22	86		
32	1277	BARNES Shaun	JAM	16	16	16	19	19	86		
33	1419	SIETU Edward	NIU	16	18	19	17	14	84		
34	1068	WIGMORE Andrew	BIZ	18	15	14	14	18	79		
35	1429	BURTON Bill	NFK	16	16	14	16	17	79		
36	1160	JAFFRAY Shaun	FLK	14	12	17	16	14	73		

LEGEND

Bib No Bib Number

CG Commonwealth Games

GR Commonwealth Games Record

QS-off Qualification Shoot-off



Results

GR	(Qualification)	ENG	30 JUL 2002	CG	Manchester (ENG)
	72 NORTH Anita				

Rank	Bib No	Name	CGA Code	Rounds			Total	QS-off	Remarks
				1	2	3			
1	1018	SKINNER Catherine	AUS	24	25	22	71		
2	1108	KONSTANTINIDOU Georgia	CYP	21	23	25	69		
3	1440	BARR Kirsty	NIR	23	23	23	69		
4	1376	ROONEY Natalie	NZL	22	22	23	67		
5	1131	POVEY Caroline	ENG	23	21	23	67		
6	1015	SCANLAN Laetisha	AUS	20	23	23	66	+1	
7	1228	SINGH Shreyasi	IND	22	23	21	66	+0	
8	1230	TOMAR Seema	IND	21	22	22	65		
9	1079	NATTRASS Sue	CAN	23	23	19	65		
10	1127	KERWOOD Charlotte	ENG	22	20	22	64		
11	1585	WIXEY Sarah	WAL	21	18	24	63		
12	1368	AHRENS Gaby Diana	NAM	20	22	21	63		
13	1477	MARSHALL Shona	SCO	18	20	22	60		
14	1078	MEYER Cynthia	CAN	21	21	15	57		
15	1583	COWELL Katie	WAL	22	17	14	53		
16	1415	SIONEHOLO Clemencia	NIU	11	9	11	31		
17	1416	TOGIAVALU Kirsty	NIU	10	6	8	24		

NOTES

Please note that there are records equally achieved by several athletes. Only the first athlete to set the record is shown. Refer to the Records list in INFO.

LEGEND

Bib No Bib Number

CG Commonwealth Games

GR Commonwealth Games Record

QS-off Qualification Shoot-off



Final Results

2nd Competition Stage - Medal Matches

Rank	Bib No	Name	CGA Code	Targets	Total	Remarks
1	1144	SCOTT Steven	ENG	██	30	
2	1135	FRENCH Matthew	ENG	██████/████████████████████████████████████	29	
3	1239	MOHD Asab	IND	██/██/██/██/██/██/████████████████████	26	
4	1362	XUEREB Nathan	MLT	██/██/██/██/██/██/██/██/████████████████	24	

1st Competition Stage - Semifinals

Rank	Bib No	Name	CGA Code	Targets	Total	Remarks
	1144	SCOTT Steven	ENG	██████████████████████/██/██/████████	27	S-off: 2 QG
	1135	FRENCH Matthew	ENG	██████/██/██/████████████████████████	27	S-off: 2 QG
	1239	MOHD Asab	IND	██/██/██/██/████████████████████████	27	S-off: 1 QB
	1362	XUEREB Nathan	MLT	██████/██/██/██████████████████████/██	26	QB
5	1238	MITTAL Ankur	IND	██████/██/██/██████████████████/██/██	25	
6	1034	TURNER Tom	AUS	██/██████████████████/██/██/██/██/██	25	

LEGEND			
Bib No	Bib Number	QB	Qualified for Bronze Medal Match
S-off	Shoot-off	QG	Qualified for Gold Medal Match





Results

(Qualification)
GR 143 WALTON Stevan ENG 7 OCT 2010 CG Delhi (IND)

Rank	Bib No	Name	CGA Code	Rounds					Total	QS-off	Remarks
				1	2	3	4	5			
1	1239	MOHD Asab	IND	27	27	28	28	25	135		
2	1238	MITTAL Ankur	IND	29	25	25	28	25	132		
3	1135	FRENCH Matthew	ENG	29	25	26	27	25	132		
4	1144	SCOTT Steven	ENG	27	24	27	30	24	132		
5	1362	XUEREB Nathan	MLT	24	28	26	26	27	131		
6	1034	TURNER Tom	AUS	23	26	26	26	27	128		
7	1359	CHETCUTI William	MLT	25	24	24	24	28	125		
8	1335	KHOR Seng Chye	MAS	24	28	25	24	24	125		
9	1265	KEELING Jake	IOM	25	24	28	24	23	124		
10	1028	MARK Russell	AUS	27	23	25	26	22	123		
11	1087	SHAW Paul	CAN	25	23	21	26	26	121		
12	1267	KNEALE Tim	IOM	24	21	26	26	23	120		
13	1325	KHOR Benjamin Cheng Jie	MAS	22	24	24	24	24	118		
14	1166	RODRIGUEZ-REID Axel	FLK	17	14	16	17	16	80		
15	1433	MEERS Mitchell	NFK	13	14	12	21	15	75		
16	1420	TOGIAVALU Sione	NIU	16	14	13	12	13	68		
17	1418	PUHEKE Hivi	NIU	11	12	7	8	14	52		
18	1160	JAFFRAY Shaun	FLK	11	6	8	14	13	52		
	1429	BURTON Bill	NFK								DNS

LEGEND		CG	DNS
Bib No	Bib Number	Commonwealth Games	Did not Start
GR	Commonwealth Games Record	Qualification Shoot-off	



Results

GR 106 KERWOOD Charlotte ENG 23 MAR 2006 CG Melbourne, VIC (AUS)

Rank	Bib No	Name	CGA Code	Rounds				Total	S-off	Remarks
				1	2	3	4			
1	1127	KERWOOD Charlotte	ENG	26	25	24	19	94		
2	1228	SINGH Shreyasi	IND	22	24	23	23	92		
3	1130	PARISH Rachel	ENG	25	21	24	21	91	+3	
4	1078	MEYER Cynthia	CAN	22	22	24	23	91	+2	
5	1231	VARMAN Varsha	IND	22	19	24	23	88		
6	1010	COX Emma	AUS	21	20	22	22	85		
7	1017	SHALE Gaye	AUS	20	16	25	19	80		
8	1079	NATTRASS Sue	CAN	19	19	18	16	72		

LEGEND

Bib No Bib Number

CG Commonwealth Games

GR Commonwealth Games Record

S-off Shoot-off



Final Results

Rank	Bib No	Name	CGA Code	Stage 1			Stage 2			Stage 3		Sub Total Stage 1	Sub Total Stage 2	Sub Total Stage 3	Total	Remarks
				300	500	600	300	500	600	900	1000					
1	1139	LUCKMAN David	ENG	35- 3v	34- 3v	35- 5v	49- 8v	50- 5v	50- 8v	74- 6v	74- 4v	104-11v	149-21v	148-10v	401-42v	GR
2	1084	PATON Jim	CAN	35- 5v	35- 2v	34- 1v	50- 5v	50- 4v	50- 6v	74- 8v	69- 4v	104- 8v	150-15v	143-12v	397-35v	
3	1142	PATEL Parag	ENG	34- 3v	34- 3v	35- 7v	50- 7v	49- 5v	50- 5v	72- 3v	70- 2v	103-13v	149-17v	142- 5v	394-35v	
4	1445	CALVERT David	NIR	35- 4v	34- 4v	35- 4v	49- 7v	50- 8v	49- 4v	73- 4v	68- 3v	104-12v	148-19v	141- 7v	393-38v	
5	1442	ALEXANDER Jack	NIR	35- 4v	34- 4v	34- 1v	50- 7v	50- 6v	49- 5v	72- 2v	68- 3v	103- 9v	149-18v	140- 5v	392-32v	
6	1515	COETZEE Frederik	RSA	35- 4v	35- 4v	34- 3v	50- 4v	50- 5v	50- 6v	73- 4v	64- 4v	104-11v	150-15v	137- 8v	391-34v	
7	1287	le CHEMINANT Barry	JEY	35- 2v	35- 3v	34- 5v	50- 6v	50- 8v	50- 8v	72- 6v	64- 2v	104-10v	150-22v	136- 8v	390-40v	
8	1206	MACE Nick	GGY	34- 3v	35- 2v	35- 5v	49- 5v	49- 6v	49- 4v	70- 1v	69- 2v	104-10v	147-15v	139- 3v	390-28v	
9	1488	SHAW Ian	SCO	34- 4v	34- 5v	34- 4v	49- 4v	50- 8v	50- 5v	73- 7v	64- 4v	102-13v	149-17v	137-11v	388-41v	
10	1484	McLEOD Angus	SCO	34- 5v	34- 2v	34- 2v	50- 6v	50- 6v	50- 9v	73- 6v	63- 4v	102- 9v	150-21v	136-10v	388-40v	
11	1024	CORBETT James	AUS	34- 3v	34- 4v	33- 5v	50- 9v	50- 8v	50- 9v	73- 5v	63- 5v	101-12v	150-26v	136-10v	387-48v	
12	1027	GRENPELL Geoff	AUS	35- 1v	35- 5v	35- 4v	50- 9v	50- 6v	49- 5v	74- 6v	59- 2v	105-10v	149-20v	133- 8v	387-38v	
13	1592	WATSON Chris	WAL	35- 1v	33- 4v	34- 4v	50- 8v	50- 6v	50- 6v	72- 6v	63- 1v	102- 9v	150-20v	135- 7v	387-36v	
14	1589	MORRIS Gareth	WAL	33- 3v	34- 2v	32- 2v	49- 6v	50- 3v	50- 7v	70- 7v	69- 1v	99- 7v	149-16v	139- 8v	387-31v	
15	1212	BRAITHWAITE Lennox	GUY	35- 4v	35- 3v	33- 2v	50- 6v	50- 8v	48- 4v	73- 6v	61- 1v	103- 9v	148-18v	134- 7v	385-34v	
16	1289	RICHARDSON Dan	JEY	34- 4v	35- 4v	35- 4v	50- 7v	50- 4v	50- 7v	70- 6v	60- 3v	104-12v	150-18v	130- 9v	384-39v	
17	1516	du TOIT Johannes	RSA	32- 3v	34- 4v	34- 1v	50- 4v	50- 6v	50- 4v	70- 2v	64- 5v	100- 8v	150-14v	134- 7v	384-29v	
18	1380	SNOWDEN John	NZL	34- 1v	35- 3v	33- 3v	49- 5v	50- 1v	50- 3v	71- 4v	61- 1v	102- 7v	149- 9v	132- 5v	383-21v	
19	1205	JORY Peter	GGY	32- 2v	35- 4v	33- 2v	48- 1v	49- 6v	50- 2v	73- 6v	58- 5v	100- 8v	147- 9v	131-11v	378-28v	
20	1378	COLLINGS Mike	NZL	35- 4v	33- 3v	31- 0v	48- 5v	50- 2v	50- 6v	71- 5v	60- 2v	99- 7v	148-13v	131- 7v	378-27v	
21	1279	RICKMAN David Charles	JAM	34- 4v	34- 5v	34- 2v	49- 6v	50- 5v	49- 4v	69- 2v	58- 2v	102-11v	148-15v	127- 4v	377-30v	
22	1328	ISHAK Shahrizal	MAS	35- 3v	34- 1v	34- 1v	48- 6v	50- 7v	50- 5v	70- 5v	56- 1v	103- 5v	148-18v	126- 6v	377-29v	
23	1213	PERSAUD Mahendra	GUY	35- 2v	34- 4v	33- 2v	49- 2v	49- 7v	48- 3v	67- 5v	61- 4v	102- 8v	146-12v	128- 9v	376-29v	
24	1303	SAINA Christopher Kiplimo	KEN	35- 3v	33- 1v	33- 2v	50- 5v	49- 7v	49- 5v	72- 3v	53- 2v	101- 6v	148-17v	125- 5v	374-28v	
25	1157	GOODWIN Derek	FLK	33- 1v	31- 0v	32- 2v	48- 6v	50- 5v	47- 2v	71- 4v	62- 2v	96- 3v	145-13v	133- 6v	374-22v	
26	1559	PEREZ Michael	TTO	35- 2v	31- 0v	33- 4v	46- 1v	50- 4v	47- 1v	66- 3v	65- 6v	99- 6v	143- 6v	131- 9v	373-21v	
27	1305	SEHMI Satiender Singh	KEN	34- 4v	34- 4v	32- 0v	49- 4v	49- 4v	47- 3v	72- 4v	55- 1v	100- 8v	145-11v	127- 5v	372-24v	
28	1088	VAMPLEW Des	CAN	35- 2v	33- 3v	32- 0v	49- 5v	48- 6v	50- 6v	71- 5v	53- 0v	100- 5v	147-17v	124- 5v	371-27v	
29	1001	PERRY Anderson	ANT	34- 1v	34- 3v	31- 1v	45- 1v	47- 3v	49- 4v	71- 4v	51- 1v	99- 5v	141- 8v	122- 5v	362-18v	
30	1331	MOHAMAD Rozli	MAS	31- 1v	34- 4v	33- 3v	48- 2v	49- 5v	49- 4v	67- 5v	49- 0v	98- 8v	146-11v	116- 5v	360-24v	
31	1158	GOODWIN Gareth	FLK	32- 0v	30- 1v	34- 1v	47- 4v	47- 4v	49- 7v	70- 4v	49- 1v	96- 2v	143-15v	119- 5v	358-22v	
32	1278	NELSON Denis	JAM	32- 2v	32- 4v	29- 0v	48- 2v	48- 4v	45- 2v	62- 0v	55- 3v	93- 6v	141- 8v	117- 3v	351-17v	
33	1557	GOMEZ Norris	TTO	33- 3v	35- 2v	34- 2v	46- 5v	48- 4v	48- 3v	63- 1v	37- 1v	102- 7v	142-12v	100- 2v	344-21v	
34	1000	GREENAWAY Thomas	ANT	31- 1v	30- 2v	32- 2v	41- 1v	49- 2v	46- 2v	63- 3v	48- 1v	93- 5v	136- 5v	111- 4v	340-14v	

LEGEND

Bib No Bib Number

GR Commonwealth Games Record

v Inner Bulls



Final Results

Rank	Bib No	Name	CGA Code	Day 1			Day 2		Sub Total Day 1	Sub Total Day 2	Total	Remarks
				300y	500y	600y	900y	1000y				
1		England	ENG	100- 13v	100- 16v	100- 14v	150- 20v	145- 14v	300-43v	295-34v	595-77v	GR
	1139	LUCKMAN David		50- 9v	50- 9v	50- 8v	75- 9v	72- 4v	150-26v	147-13v	297-39v	
	1142	PATEL Parag		50- 4v	50- 7v	50- 6v	75- 11v	73- 10v	150-17v	148-21v	298-38v	
2		Canada	CAN	100- 12v	99- 9v	99- 9v	149- 16v	145- 8v	298-30v	294-24v	592-54v	
	1084	PATON Jim		50- 9v	50- 4v	49- 5v	74- 8v	73- 3v	149-18v	147-11v	296-29v	
	1088	VAMPLEW Des		50- 3v	49- 5v	50- 4v	75- 8v	72- 5v	149-12v	147-13v	296-25v	
3		Scotland	SCO	99- 13v	100- 9v	99- 14v	148- 17v	144- 12v	298-36v	292-29v	590-65v	
	1484	McLEOD Angus		50- 7v	50- 5v	50- 8v	75- 8v	73- 6v	150-20v	148-14v	298-34v	
	1488	SHAW Ian		49- 6v	50- 4v	49- 6v	73- 9v	71- 6v	148-16v	144-15v	292-31v	
4		Australia	AUS	100- 14v	100- 12v	100- 16v	149- 18v	137- 6v	300-42v	286-24v	586-66v	
	1024	CORBETT James		50- 7v	50- 4v	50- 7v	75- 10v	69- 2v	150-18v	144-12v	294-30v	
	1027	GRENFELL Geoff		50- 7v	50- 8v	50- 9v	74- 8v	68- 4v	150-24v	142-12v	292-36v	
5		Jersey	JEY	100- 13v	99- 13v	99- 11v	143- 10v	144- 10v	298-37v	287-20v	585-57v	
	1287	le CHEMINANT Barry		50- 6v	50- 6v	50- 5v	72- 5v	72- 5v	150-17v	144-10v	294-27v	
	1289	RICHARDSON Dan		50- 7v	49- 7v	49- 6v	71- 5v	72- 5v	148-20v	143-10v	291-30v	
6		Guyana	GUY	99- 10v	99- 9v	98- 7v	147- 11v	142- 10v	296-26v	289-21v	585-47v	
	1213	PERSAUD Mahendra		49- 4v	50- 3v	48- 3v	73- 5v	70- 6v	147-10v	143-11v	290-21v	
	1212	BRAITHWAITE Lennox		50- 6v	49- 6v	50- 4v	74- 6v	72- 4v	149-16v	146-10v	295-26v	
7		Wales	WAL	99- 8v	99- 9v	100- 16v	146- 14v	140- 13v	298-33v	286-27v	584-60v	
	1589	MORRIS Gareth		49- 6v	49- 4v	50- 7v	71- 6v	69- 3v	148-17v	140- 9v	288-26v	
	1592	WATSON Chris		50- 2v	50- 5v	50- 9v	75- 8v	71- 10v	150-16v	146-18v	296-34v	
8		New Zealand	NZL	99- 11v	97- 8v	99- 8v	148- 11v	140- 6v	295-27v	288-17v	583-44v	
	1378	COLLINGS Mike		49- 7v	48- 6v	50- 5v	74- 5v	69- 3v	147-18v	143- 8v	290-26v	
	1380	SNOWDEN John		50- 4v	49- 2v	49- 3v	74- 6v	71- 3v	148- 9v	145- 9v	293-18v	
9		Northern Ireland	NIR	99- 12v	100- 13v	99- 7v	145- 13v	138- 6v	298-32v	283-19v	581-51v	
	1445	CALVERT David		50- 5v	50- 6v	49- 5v	72- 7v	72- 5v	149-16v	144-12v	293-28v	
	1442	ALEXANDER Jack		49- 7v	50- 7v	50- 2v	73- 6v	66- 1v	149-16v	139- 7v	288-23v	
10		South Africa	RSA	100- 10v	98- 11v	98- 11v	146- 16v	132- 5v	296-32v	278-21v	574-53v	
	1516	du TOIT Johannes		50- 7v	48- 4v	50- 8v	71- 6v	63- 1v	148-19v	134- 7v	282-26v	
	1515	COETZEE Frederik		50- 3v	50- 7v	48- 3v	75- 10v	69- 4v	148-13v	144-14v	292-27v	
11		Guernsey	GGY	99- 11v	97- 15v	97- 6v	145- 10v	136- 6v	293-32v	281-16v	574-48v	
	1205	JORY Peter		49- 6v	48- 8v	48- 3v	70- 4v	67- 4v	145-17v	137- 8v	282-25v	
	1206	MACE Nick		50- 5v	49- 7v	49- 3v	75- 6v	69- 2v	148-15v	144- 8v	292-23v	
12		Malaysia	MAS	97- 11v	99- 10v	97- 8v	144- 14v	129- 7v	293-29v	273-21v	566-50v	
	1328	ISHAK Shahrizal		49- 7v	50- 7v	50- 5v	73- 8v	64- 5v	149-19v	137-13v	286-32v	



Final Results

Rank	Bib No	Name	CGA Code	Day 1			Day 2			Sub Total Day 1	Sub Total Day 2	Total	Remarks
				300y	500y	600y	900y	1000y					
	1331	MOHAMAD Rozli		48- 4v	49- 3v	47- 3v	71- 6v	65- 2v		144-10v	136- 8v	280-18v	
13		Kenya	KEN	96- 6v	98- 13v	97- 5v	137- 9v	133- 3v		291-24v	270-12v	561-36v	
	1303	SAINA Christopher Kiplimo		49- 4v	49- 6v	48- 2v	70- 4v	70- 2v		146-12v	140- 6v	286-18v	
	1305	SEHMI Satiender Singh		47- 2v	49- 7v	49- 3v	67- 5v	63- 1v		145-12v	130- 6v	275-18v	
14		Jamaica	JAM	96- 5v	97- 8v	98- 9v	134- 10v	125- 2v		291-22v	259-12v	550-34v	
	1279	RICKMAN David Charles		47- 3v	50- 5v	50- 5v	74- 8v	63- 1v		147-13v	137- 9v	284-22v	
	1278	NELSON Denis		49- 2v	47- 3v	48- 4v	60- 2v	62- 1v		144- 9v	122- 3v	266-12v	
15		Trinidad and Tobago	TTO	92- 7v	97- 7v	97- 10v	131- 4v	123- 4v		286-24v	254- 8v	540-32v	
	1557	GOMEZ Norris		48- 3v	48- 4v	48- 4v	67- 3v	55- 0v		144-11v	122- 3v	266-14v	
	1559	PEREZ Michael		44- 4v	49- 3v	49- 6v	64- 1v	68- 4v		142-13v	132- 5v	274-18v	
16		Falkland Island	FLK	93- 5v	96- 6v	92- 4v	130- 5v	125- 5v		281-15v	255-10v	536-25v	
	1158	GOODWIN Gareth		47- 2v	48- 2v	46- 3v	63- 3v	65- 5v		141- 7v	128- 8v	269-15v	
	1157	GOODWIN Derek		46- 3v	48- 4v	46- 1v	67- 2v	60- 0v		140- 8v	127- 2v	267-10v	
17		Antigua and Barbuda	ANT	93- 3v	93- 2v	82- 4v	129- 9v	60- 0v		268- 9v	189- 9v	457-18v	
	1000	GREENAWAY Thomas		45- 2v	46- 2v	42- 2v	60- 1v	26- 0v		133- 6v	86- 1v	219- 7v	
	1001	PERRY Anderson		48- 1v	47- 0v	40- 2v	69- 8v	34- 0v		135- 3v	103- 8v	238-11v	

LEGEND

Bib No Bib Number

GR Commonwealth Games Record

v Inner Bulls



Records Broken / Equalled

As of TUE 29 JUL 2014

Final Commonwealth Games Records

Event	Phase	Old / New	Name	CGA Code	Date	Place
10m Air Pistol Women	Finals	--- / 198.6	TEO Shun Xie	SIN	25 JUL 2014	Glasgow (SCO)
10m Air Rifle Men	Finals	--- / 205.3	BINDRA Abhinav	IND	25 JUL 2014	Glasgow (SCO)
10m Air Pistol Men	Finals	--- / 199.5	REPACHOLI Daniel	AUS	26 JUL 2014	Glasgow (SCO)
10m Air Rifle Women	Finals	--- / 206.7	CHANDELA Apurvi	IND	26 JUL 2014	Glasgow (SCO)
50m Pistol Men	Finals	--- / 194.1	RAI Jitu	IND	28 JUL 2014	Glasgow (SCO)
50m Rifle Prone Men	Finals	--- / 204.3	POTENT Warren	AUS	28 JUL 2014	Glasgow (SCO)
25m Rapid Fire Pistol Men	Finals	--- / 23	CHAPMAN David J	AUS	29 JUL 2014	Glasgow (SCO)
50m Rifle 3 Positions Men	Finals	--- / 452.9	RIVERS Daniel	ENG	29 JUL 2014	Glasgow (SCO)
50m Rifle 3 Positions Women	Finals	--- / 449.1	SER Jasmine	SIN	29 JUL 2014	Glasgow (SCO)

Commonwealth Games Records

Event	Phase	Old / New	Name	CGA Code	Date	Place
10m Air Rifle Men	Qual	--- / 623.6	RIVERS Daniel	ENG	25 JUL 2014	Glasgow (SCO)
Queen's Prize Pairs	Finals	588-53v / 595-77v	England (LUCKMAN D / PATEL P)	ENG	26 JUL 2014	Glasgow (SCO)
10m Air Rifle Women	Qual	--- / 415.6	CHANDELA Apurvi	IND	26 JUL 2014	Glasgow (SCO)
50m Pistol Men	Qual	559 / 562	RAI Jitu	IND	28 JUL 2014	Glasgow (SCO)
50m Rifle Prone Men	Qual	--- / 624.5	POTENT Warren	AUS	28 JUL 2014	Glasgow (SCO)
50m Rifle Prone Women	Finals	--- / 620.7	JOHNSTON Sally	NZL	28 JUL 2014	Glasgow (SCO)
Queen's Prize Individual	Finals	396-42v / 401-42v	LUCKMAN David	ENG	29 JUL 2014	Glasgow (SCO)
50m Rifle 3 Positions Women	Qual	578 / 581	SER Jasmine	SIN	29 JUL 2014	Glasgow (SCO)

LEGEND

Qual Qualification



Medallists by Event

As of TUE 29 JUL 2014

AFTER 19 OF 19 EVENTS

Event	Date	Medal	Name	CGA Code
50m Rifle 3 Positions Men	TUE 29 JUL 2014	GOLD	RIVERS Daniel	ENG
		SILVER	RAJPUT Sanjeev	IND
		BRONZE	NARANG Gagan	IND
50m Rifle Prone Men	MON 28 JUL 2014	GOLD	POTENT Warren	AUS
		SILVER	NARANG Gagan	IND
		BRONZE	PARR Kenneth	ENG
10m Air Rifle Men	FRI 25 JUL 2014	GOLD	BINDRA Abhinav	IND
		SILVER	BAKI Abdullah	BAN
		BRONZE	RIVERS Daniel	ENG
50m Pistol Men	MON 28 JUL 2014	GOLD	RAI Jitu	IND
		SILVER	SINGH Gurpal	IND
		BRONZE	REPACHOLI Daniel	AUS
25m Rapid Fire Pistol Men	TUE 29 JUL 2014	GOLD	CHAPMAN David J	AUS
		SILVER	SINGH Harpreet	IND
		BRONZE	CALLAGHAN Kristian	ENG
10m Air Pistol Men	SAT 26 JUL 2014	GOLD	REPACHOLI Daniel	AUS
		SILVER	NANJAPPA Prakash	IND
		BRONZE	GAULT Michael	ENG
Trap Men	TUE 29 JUL 2014	GOLD	VELLA Adam	AUS
		SILVER	HEADING Aaron	ENG
		BRONZE	SANDHU Manavjit	IND
Double Trap Men	SUN 27 JUL 2014	GOLD	SCOTT Steven	ENG
		SILVER	FRENCH Matthew	ENG
		BRONZE	MOHD Asab	IND
Skeet Men	SAT 26 JUL 2014	GOLD	ACHILLEOS Georgios	CYP
		SILVER	CHRISTIE Drew	SCO
		BRONZE	WARLOW Rory	ENG
50m Rifle 3 Positions Women	TUE 29 JUL 2014	GOLD	SER Jasmine	SIN
		SILVER	McINTOSH Jen	SCO
		BRONZE	GAUSWAMI Lajja	IND
10m Air Rifle Women	SAT 26 JUL 2014	GOLD	CHANDELA Apurvi	IND
		SILVER	PAUL Ayonika	IND
		BRONZE	MOHAMED TAIBI Nur Suryani	MAS
50m Rifle Prone Women	MON 28 JUL 2014	GOLD	JOHNSTON Sally	NZL
		SILVER	van REENEN Esmari	RSA
		BRONZE	McINTOSH Jen	SCO
25m Pistol Women	SAT 26 JUL 2014	GOLD	SARNOBAT Rahi	IND
		SILVER	SAYYED Anisa	IND
		BRONZE	YAUHLEUSKAYA Lalita	AUS
10m Air Pistol Women	FRI 25 JUL 2014	GOLD	TEO Shun Xie	SIN
		SILVER	GOEL Malaika	IND
		BRONZE	LUDWIG Dorothy	CAN
Trap Women	MON 28 JUL 2014	GOLD	SCANLAN Laetisha	AUS
		SILVER	KONSTANTINIDOU Georgia	CYP
		BRONZE	POVEY Caroline	ENG
Double Trap Women	SUN 27 JUL 2014	GOLD	KERWOOD Charlotte	ENG
		SILVER	SINGH Shreyasi	IND
		BRONZE	PARISH Rachel	ENG
Skeet Women	FRI 25 JUL 2014	GOLD	COLES Laura	AUS
		SILVER	ALLEN Elena	WAL
		BRONZE	ELEFTherIOU Andri	CYP
Queen's Prize Individual	TUE 29 JUL 2014	GOLD	LUCKMAN David	ENG
		SILVER	PATON Jim	CAN
		BRONZE	PATEL Parag	ENG
Queen's Prize Pairs	SAT 26 JUL 2014	GOLD	LUCKMAN David / PATEL Parag	ENG
		SILVER	PATON Jim / VAMPLEW Des	CAN
		BRONZE	McLEOD Angus / SHAW Ian	SCO



Medal Standings

As of TUE 29 JUL 2014

AFTER 19 OF 19 EVENTS

Rank	CGA	Men				Women				Open				Total				Rank by Total
		G	S	B	Tot	G	S	B	Tot	G	S	B	Tot	G	S	B	Tot	
1	AUS - Australia	4		1	5	2		1	3					6		2	8	3
2	ENG - England	2	2	5	9	1		2	3	2		1	3	5	2	8	15	2
3	IND - India	2	5	3	10	2	4	1	7					4	9	4	17	1
4	SIN - Singapore					2			2					2			2	7
5	CYP - Cyprus	1			1		1	1	2					1	1	1	3	=5
6	NZL - New Zealand					1			1					1			1	=8
7	SCO - Scotland		1		1		1	1	2			1	1		2	2	4	4
8	CAN - Canada							1	1		2		2		2	1	3	=5
9	BAN - Bangladesh		1		1										1		1	=8
9	RSA - South Africa						1		1						1		1	=8
9	WAL - Wales						1		1						1		1	=8
12	MAS - Malaysia							1	1							1	1	=8
	Total:	9	9	9	27	8	8	8	24	2	2	2	6	19	19	19	57	

LEGEND

= equal sign indicates that two or more NOCs share the same rank

G Gold

Tot Total

B Bronze

S Silver